



Thinky the ThinkFun Dragon Introduction
3-D Paper Illusion

Thinky the Dragon



THINKY THE DRAGON IS AN AMAZING 3-D OPTICAL ILLUSION. CUT HIM OUT AND FOLLOW THE INSTRUCTIONS IN THIS PDF TO BRING HIM TO LIFE. TO EXPERIENCE THE ILLUSION, JUST CLOSE ONE EYE AND WATCH THINKY AS HE WATCHES YOU. MOVE AROUND AND SEE HIS EYES FOLLOW YOU.

If you like Thinky, you'll love our addictively fun, best-selling games



LASER MAZE™

Beam-Bending Logic Game

[Buy Now / Learn More](#)



Zingo!

BINGO with a ZING

[Buy Now / Learn More](#)



RUSH HOUR™

TRAFFIC JAM LOGIC GAME

[Buy Now / Learn More](#)



MATH DICE™

The Fast Fun Game of Mental Math

[Buy Now / Learn More](#)

About ThinkFun

ThinkFun's mission is to be the world's leader in addictively fun games that build reasoning and creative thinking skills through play. We use games to stimulate brain development and give kids an early advantage. [Learn More....](#)






Thinky the ThinkFun Dragon 3-D Paper Illusion

CUT OUT, FOLD AND ASSEMBLE
USING PAGE 3 OF THIS PDF.

VIEW FROM 3 FT.; CLOSE ONE EYE,
LOOK INTO THE EYES OF THE
DRAGON, ROCK BACK AND FORTH.
WOW!



AFTER YOU FINISH FOLDING
THINKY, HE SHOULD LOOK
LIKE THE SMALL DRAWING
SHOWN IN THE LOWER RIGHT
CORNER. TO IMPROVE THE
ILLUSION, HOLD HIM SO YOU
CAN LOOK INTO HIS EYES,
AND BEND THE HEAD AWAY
FROM YOU SLIGHTLY AT THE
NECK.



Igniting Minds Since 1984
www.ThinkFun.com

This dragon illusion was inspired by Jerry Andrus
and is the intellectual property of ThinkFun, Inc.
Copyright © 1998, 2010 ThinkFun, Inc.



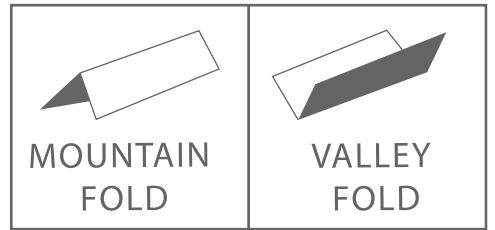
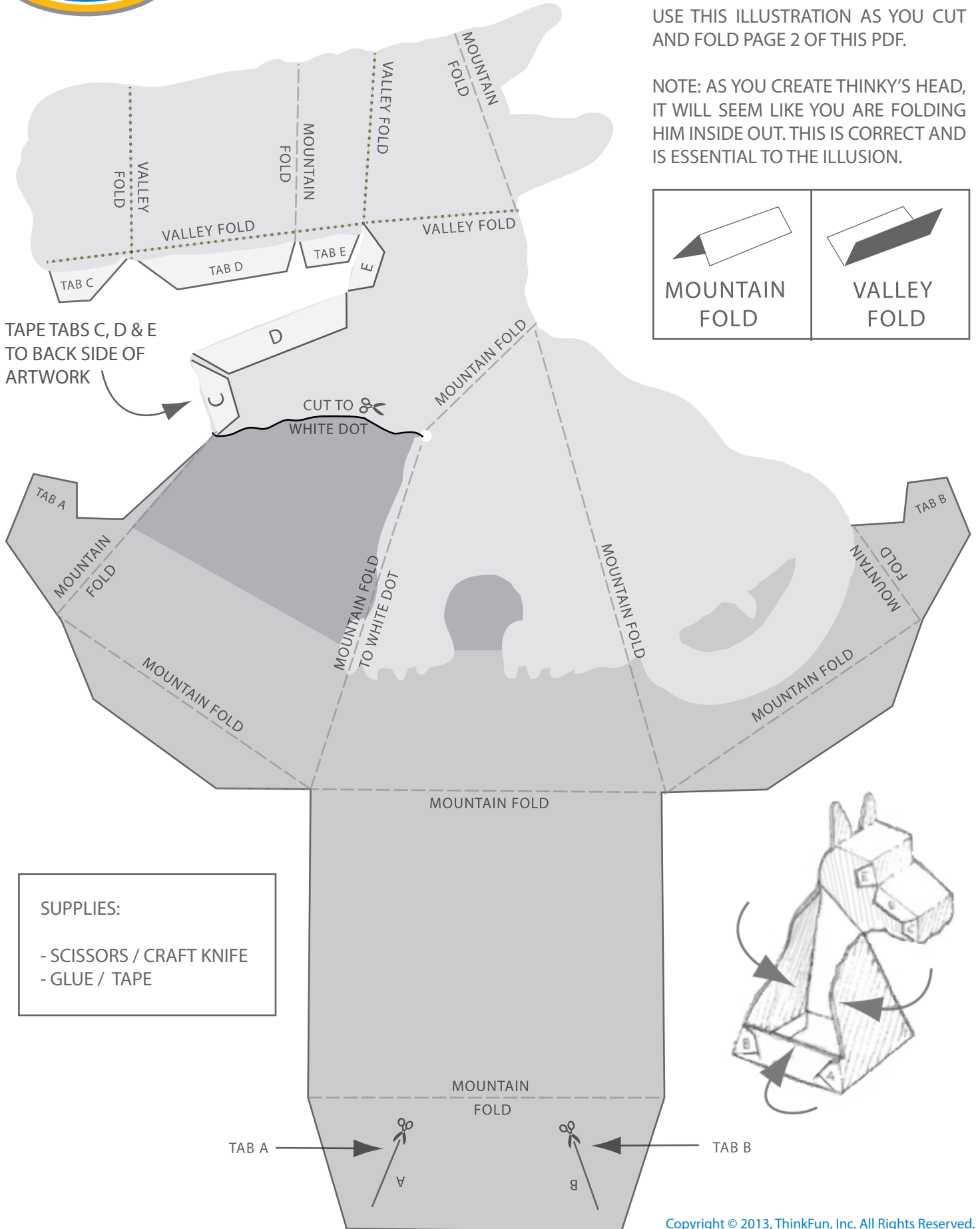


Thinky the ThinkFun Dragon Instructions

3-D Paper Illusion

USE THIS ILLUSTRATION AS YOU CUT AND FOLD PAGE 2 OF THIS PDF.

NOTE: AS YOU CREATE THINKY'S HEAD, IT WILL SEEM LIKE YOU ARE FOLDING HIM INSIDE OUT. THIS IS CORRECT AND IS ESSENTIAL TO THE ILLUSION.



SUPPLIES:

- SCISSORS / CRAFT KNIFE
- GLUE / TAPE

